	Engineering Guidance Paper	Document AFITA-009	Page 1/4
	Using Forklifts on an Incline upto 5%	Version Date 01.2025	Rev 3

Due to building code requirements for drainage, in some applications, i.e. unloading or loading road trucks or semi-trailers, it may become necessary to operate an industrial truck on an incline of up to 5 percent. The site should have a safe system of work in place for these applications and these should be addressed in the Traffic Management Plan (TMP).

For additional guidance on industrial truck operation or TMP guidance refer to AS2359.2, and the operator manual supplied with the industrial truck.



Extra care is required when operating a forklift on an incline with or without a load. When travelling the load or the load-engaging device and attachments, if any, shall not be raised more than is necessary to maintain a reasonable minimum clearance from the operating surface, (e.g. axle height), also referred to as the lowered designated travel position.


DON'T

- ✗ DO NOT turn with the load or the forks elevated.
- ✗ DO NOT accelerate rapidly.
- ✗ DO NOT travel at excess speed.
- ✗ DO NOT brake harshly.
- ✗ DO NOT travel with load elevated at height above the minimum necessary to transport the load.
- ✗ DO NOT double stack (pallet on top pallet) or overload
- ✗ DO NOT allow pedestrians including truck driver within the loading/unloading area whilst forklifts are operating.

Australian Forklift and Industrial Truck Association

The information contained in this Guidance Note is based on information that AFITA has collected from its members and is up to date at the time of publication. While this information may assist the user to form an opinion, it is not a substitute for an appropriate assessment. Any decision made or actions taken must be based on an appropriate and specific investigation and assessment. AFITA accepts no responsibility for any recommendations, advice, statements and conclusions expressed or implied, and gives no warranty or assurance as to the accuracy or validity of the information provided.

Original Version date: 02/2012

	Engineering Guidance Paper	Document AFITA-009	Page 2/4
	Using Forklifts on an Incline upto 5%	Version Date 01.2025	Rev 3


DO

- ✓ Ensure that the truck or trailer to be loaded or unloaded is positioned across the incline/slope, ref Fig 1 & Fig 2.
- ✓ The industrial truck should be at 90 degrees to the road truck or trailer before raising or lowering the forks or load, ref Fig 1 & Fig 2.
- ✓ Lower the forks or load to the designated travel position before moving, accelerate smoothly with caution and travel should be extremely slow, ref Fig 1. step 4, Fig 2. step 4.
- ✓ Always use the fully tilted backwards position of the mast while on the incline and while going either up or down the incline.
- ✓ If required to turn, do so extremely slowly with forks or load in the lowered designated travel position.
- ✓ The preferred option wherever possible is to work facing uphill as illustrations Fig 1 & 2.
- ✓ Take extra care if surface wet or uneven.
- ✓ Ensure area has good visibility
- ✓ Ensure segmented loads are secured correctly and supported adequately by load backrest.
- ✓ Ensure forklift is operating well within its actual lifting capacity as defined on the load rating plate, including any attachments.

Australian Forklift and Industrial Truck Association

The information contained in this Guidance Note is based on information that AFITA has collected from its members and is up to date at the time of publication. While this information may assist the user to form an opinion, it is not a substitute for an appropriate assessment. Any decision made or actions taken must be based on an appropriate and specific investigation and assessment. AFITA accepts no responsibility for any recommendations, advice, statements and conclusions expressed or implied, and gives no warranty or assurance as to the accuracy or validity of the information provided.

Original Version date: 02/2012

	Engineering Guidance Paper	Document AFITA-009	Page 3/4
	Using Forklifts on an Incline upto 5%	Version Date 01.2025	Rev 3

General guidelines for unloading a truck on a 5% grade or less

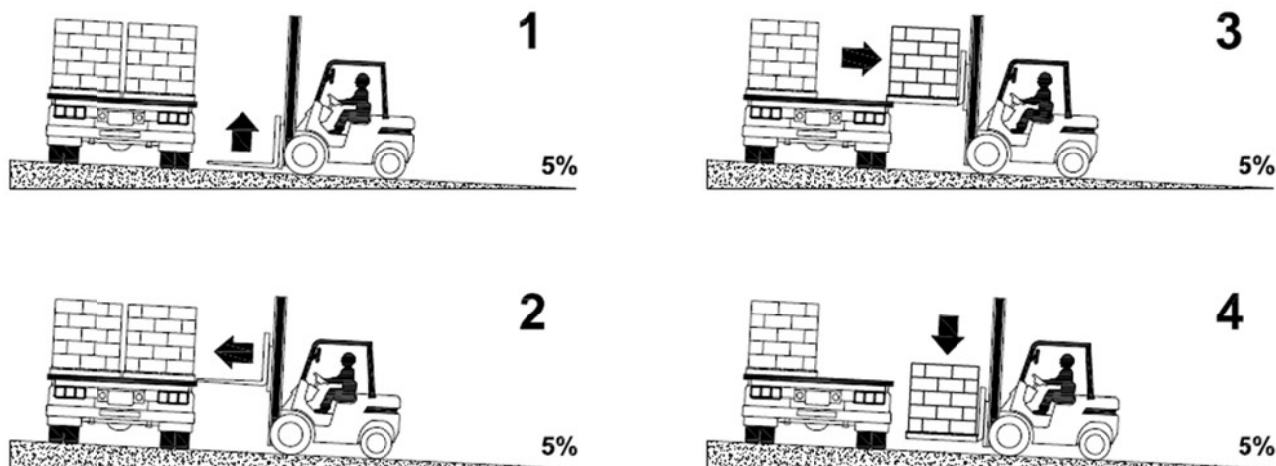


Fig 1

General guidelines for loading a truck on a 5% grade or less

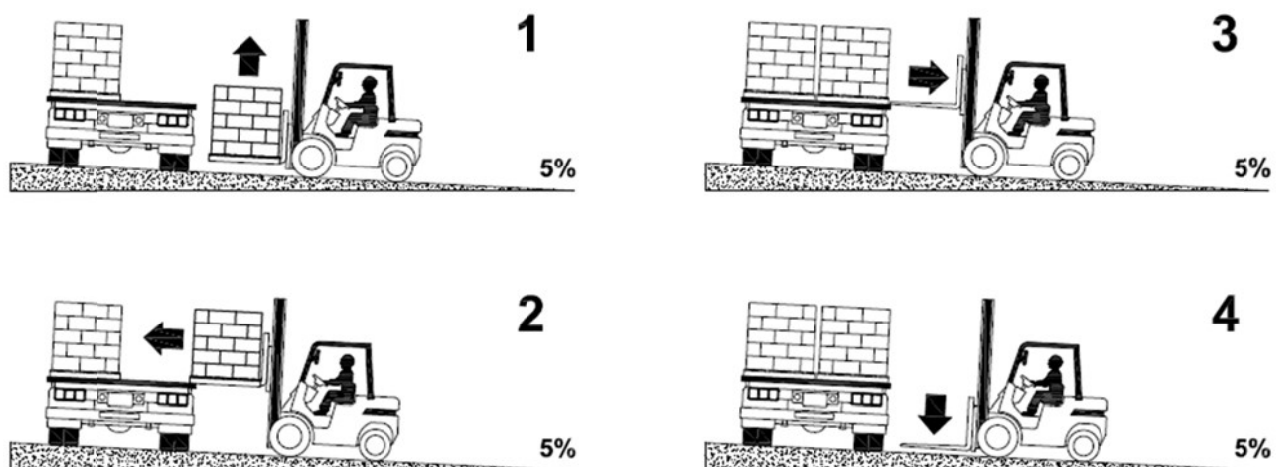



Fig 2

Australian Forklift and Industrial Truck Association

The information contained in this Guidance Note is based on information that AFITA has collected from its members and is up to date at the time of publication. While this information may assist the user to form an opinion, it is not a substitute for an appropriate assessment. Any decision made or actions taken must be based on an appropriate and specific investigation and assessment. AFITA accepts no responsibility for any recommendations, advice, statements and conclusions expressed or implied, and gives no warranty or assurance as to the accuracy or validity of the information provided.

Original Version date: 02/2012

	Engineering Guidance Paper		Document AFITA-009	Page 4/4
	Using Forklifts on an Incline upto 5%		Version Date 01.2025	Rev 3

General guidelines for operating a forklift on incline - refer truck operator manual

When operating a un-loaded forklift, operate with the forks or attachment down incline. incline.




Fig 3

When operating a loaded forklift, operate with load up



Fig 4

Australian Forklift and Industrial Truck Association

The information contained in this Guidance Note is based on information that AFITA has collected from its members and is up to date at the time of publication. While this information may assist the user to form an opinion, it is not a substitute for an appropriate assessment. Any decision made or actions taken must be based on an appropriate and specific investigation and assessment. AFITA accepts no responsibility for any recommendations, advice, statements and conclusions expressed or implied, and gives no warranty or assurance as to the accuracy or validity of the information provided.

Original Version date: 02/2012